

Transparency notifications by BlackRock, Inc.

In accordance with article 14, § 1 of the law of 2 May 2007 on disclosure of major holdings, BlackRock Inc. has recently notified Umicore that it has consecutively crossed the legal threshold of 5% for the direct voting rights: upwards on August 9th 2023 and then downwards on August 10th 2023.

The total holding of direct voting rights and equivalent financial instruments stands now at 5.67%.

Summary of the moves:


Date on which the threshold was crossed	Date of notification	Direct voting rights after the transaction	Equivalent financial instruments after the transaction	Total
10 August 2023	11 August 2023	4.95 %	0.73 %	5.67 %
9 August 2023	10 August 2023	5.08 %	0.73 %	5.80 %

Notification of August 11th 2023:


The notification contains the following information:

- Date of notification: August 11th 2023
- Date on which the threshold is crossed: August 10th 2023
- Threshold of direct voting rights crossed downwards: 5%
- Notification by: BlackRock, Inc.
- Denominator: 246,400,000
- Reason for notification: Acquisition or disposal of voting securities or voting rights

A) Voting rights	Previous notification	After the transaction			
	# of voting rights	# of voting rights		% of voting rights	
Holders of voting rights		Linked to securities	Not linked to the securities	Linked to securities	Not linked to the securities
BlackRock, Inc.	0	0		0.00%	
BlackRock (Netherlands) B.V.	10,253	10,253		0.00%	
BlackRock (Singapore) Limited	3,007	3,007		0.00%	
BlackRock Advisors (UK) Limited	2,329,515	2,137,936		0.87%	
BlackRock Advisors, LLC	123,370	123,304		0.05%	
BlackRock Asset Management Canada Limited	259,156	259,157		0.11%	
BlackRock Asset Management Deutschland AG	318,894	318,894		0.13%	
BlackRock Asset Management North Asia Limited	13,811	13,811		0.01%	
BlackRock Financial Management, Inc.	32,758	32,758		0.01%	
BlackRock Fund Advisors	4,126,533	4,126,533		1.67%	
BlackRock Institutional Trust Company, National Association	2,706,496	2,705,501		1.10%	
BlackRock Investment Management (Australia) Limited	103,728	103,728		0.04%	
BlackRock Investment Management (UK) Limited	1,442,057	1,716,894		0.70%	
BlackRock Investment Management, LLC	243,305	243,305		0.10%	
BlackRock Japan Co., Ltd.	752,767	357,526		0.15%	
Aperio Group, LLC	41,474	35,969		0.01%	
Subtotal	12,507,124	12,188,577		4.95%	
TOTAL		12,188,577	0	4.95%	0.00%

 Start with "groups" of holders. Add subtotals with Σ , and then finish with the persons who are "alone".
 For groups, start with the ultimate controlling natural person or legal entity.
 The totals, subtotals and % will be updated once you have clicked on **<CALCULATE>**.

B) Equivalent financial instruments	After the transaction					
Holders of equivalent financial instruments	Type of financial instrument	Expiration date	Exercise period or date	# of voting rights that may be acquired if the instrument is exercised	% of voting rights	Settlement
BlackRock Advisors (UK) Limited	Securities Lent			479,608	0.19%	physical
BlackRock Investment Management (UK) Limited	Securities Lent			505,504	0.21%	physical
BlackRock Investment Management, LLC	Securities Lent			25,967	0.01%	physical
BlackRock Advisors, LLC	Contract Difference			759	0.00%	cash
BlackRock Financial Management, Inc.	Contract Difference			169,249	0.07%	cash
BlackRock Institutional Trust Company, National Association	Contract Difference			275,625	0.11%	cash
BlackRock Investment Management (UK) Limited	Contract Difference			776	0.00%	cash
BlackRock Investment Management, LLC	Contract Difference			1,089	0.00%	cash
Aperio Group, LLC	Depository Receipt			334,745	0.14%	
TOTAL				1,793,322	0.73%	

 **The totals** will be updated once you have clicked on <CALCULATE>


TOTAL (A & B)	# of voting rights	% of voting rights
CALCULATE	13,981,899	5.67%

Notification of August 10th 2023:


The notification contains the following information:

- Date of notification: August 10th 2023
- Date on which the threshold is crossed: August 9th 2023
- Threshold of direct voting rights crossed upwards: 5%
- Notification by: BlackRock, Inc.
- Denominator: 246,400,000
- Reason for notification: Acquisition or disposal of voting securities or voting rights

A) Voting rights	Previous notification	After the transaction			
		# of voting rights	# of voting rights		% of voting rights
Holders of voting rights		Linked to securities	Not linked to the securities	Linked to securities	Not linked to the securities
BlackRock, Inc.	0	0		0.00%	
BlackRock (Netherlands) B.V.	10,253	10,253		0.00%	
BlackRock (Singapore) Limited	3,007	3,007		0.00%	
BlackRock Advisors (UK) Limited	1,277,155	2,329,515		0.95%	
BlackRock Advisors, LLC	123,370	123,370		0.05%	
BlackRock Asset Management Canada Limited	261,963	259,156		0.11%	
BlackRock Asset Management Deutschland AG	318,894	318,894		0.13%	
BlackRock Asset Management North Asia Limited	13,811	13,811		0.01%	
BlackRock Financial Management, Inc.	30,704	32,758		0.01%	
BlackRock Fund Advisors	4,125,960	4,126,533		1.67%	
BlackRock Institutional Trust Company, National Association	2,719,581	2,706,496		1.10%	
BlackRock Investment Management (Australia) Limited	103,728	103,728		0.04%	
BlackRock Investment Management (UK) Limited	1,476,968	1,442,057		0.59%	
BlackRock Investment Management, LLC	269,272	243,305		0.10%	
BlackRock Japan Co., Ltd.	347,477	752,767		0.31%	
Aperio Group, LLC	38,589	41,474		0.02%	
Subtotal	11,120,732	12,507,124		5.08%	
TOTAL		12,507,124	0	5.08%	0.00%

 Start with "groups" of holders. Add subtotals with Σ , and then finish with the persons who are "alone".
For groups, start with the ultimate controlling natural person or legal entity.
The totals, subtotals and % will be updated once you have clicked on **<CALCULATE>**.

B) Equivalent financial instruments	After the transaction					
Holders of equivalent financial instruments	Type of financial instrument	Expiration date	Exercise period or date	# of voting rights that may be acquired if the instrument is exercised	% of voting rights	Settlement
BlackRock Advisors (UK) Limited	Securities Lent			479,608	0.19%	physical
BlackRock Investment Management (UK) Limited	Securities Lent			505,504	0.21%	physical
BlackRock Investment Management, LLC	Securities Lent			25,967	0.01%	physical
BlackRock Advisors, LLC	Contract Difference			759	0.00%	cash
BlackRock Financial Management, Inc.	Contract Difference			167,466	0.07%	cash
BlackRock Institutional Trust Company, National Association	Contract Difference			273,712	0.11%	cash
BlackRock Investment Management (UK) Limited	Contract Difference			776	0.00%	cash
BlackRock Investment Management, LLC	Contract Difference			1,089	0.00%	cash
Aperio Group, LLC	Depository Receipt			335,423	0.14%	
TOTAL				1,790,304	0.73%	

 The totals will be updated once you have clicked on <CALCULATE>

TOTAL (A & B)	# of voting rights	% of voting rights
	CALCULATE	14,297,428 5.80%

The chain of control has been described at the end of the notification and can be found [here](#).

For more information

Investor Relations

Caroline Kerremans	+32 2 227 72 21	caroline.kerremans@umicore.com
Eva Behaeghe	+32 2 227 70 68	eva.behaeghe@umicore.com
Adrien Raicher	+32 2 227 74 34	adrien.raicher@umicore.com

About Umicore

Umicore is a *circular* materials technology Group. It focuses on application areas where its expertise in materials science, chemistry and metallurgy makes a real difference. Its activities are organised in three business groups: Catalysis, Energy & Surface Technologies and Recycling. Each business group is divided into market-focused business units offering materials and solutions that are at the cutting edge of new technological developments and essential to everyday life.

Umicore generates the majority of its revenues and dedicates most of its R&D efforts to clean mobility materials and recycling. Umicore's overriding goal of sustainable value creation is based on an ambition to develop, produce and recycle materials in a way that fulfils its mission: materials for a better life.

Umicore's industrial and commercial operations as well as R&D activities are located across the world to best serve its global customer base. The Group generated revenues (excluding metal) of € 4.2 billion (turnover of € 25.4 billion) in 2022 and currently employs more than 11,000 people.