

Transparency notifications by BlackRock, Inc.

In accordance with article 14, § 1 of the law of 2 May 2007 on disclosure of major holdings, BlackRock Inc. has recently notified Umicore that it has consecutively crossed the legal threshold of 5% for the direct voting rights: upwards on September 20th 2023 and then downwards on September 21st 2023.

The total holding of direct voting rights and equivalent financial instruments stands now at 5.65%.

Summary of the moves:


Date on which the threshold was crossed	Date of notification	Direct voting rights after the transaction	Equivalent financial instruments after the transaction	Total
21 September 2023	22 September 2023	4.84 %	0.81 %	5.65 %
20 September 2023	21 September 2023	5.03 %	0.62 %	5.65 %

Notification of September 22nd 2023:


The notification contains the following information:

- Date of notification: September 22nd 2023
- Date on which the threshold is crossed: September 21st 2023
- Threshold of direct voting rights crossed downwards: 5%
- Notification by: BlackRock, Inc.
- Denominator: 246,400,000
- Reason for notification: Acquisition or disposal of voting securities or voting rights

A) Voting rights	Previous notification	After the transaction			
		# of voting rights		% of voting rights	
Holders of voting rights		Linked to securities	Not linked to the securities	Linked to securities	Not linked to the securities
BlackRock, Inc.	0	0		0.00%	
BlackRock (Netherlands) B.V.	10,253	10,253		0.00%	
BlackRock (Singapore) Limited	29,064	873		0.00%	
BlackRock Advisors (UK) Limited	2,021,254	1,798,590		0.73%	
BlackRock Advisors, LLC	123,256	123,256		0.05%	
BlackRock Asset Management Canada Limited	288,973	288,980		0.12%	
BlackRock Asset Management Deutschland AG	317,097	317,097		0.13%	
BlackRock Asset Management North Asia Limited	14,379	13,811		0.01%	
BlackRock Capital Management, Inc.	1,199	1,304		0.00%	
BlackRock Financial Management, Inc.	25,843	25,843		0.01%	
BlackRock Fund Advisors	4,311,370	4,308,455		1.75%	
BlackRock Institutional Trust Company, National Association	2,682,068	2,678,504		1.09%	
BlackRock Investment Management (Australia) Limited	79,328	79,328		0.03%	
BlackRock Investment Management (UK) Limited	1,783,375	1,436,741		0.58%	
BlackRock Investment Management, LLC	294,394	289,154		0.11%	
BlackRock Japan Co., Ltd.	397,499	558,471		0.23%	
Aperio Group, LLC	9,387	9,387		0.00%	
Subtotal	12,388,739	11,920,047		4.84%	
TOTAL		11,920,047	0	4.84%	0.00%

 Start with "groups" of holders. Add subtotals with Σ , and then finish with the persons who are "alone".
For groups, start with the ultimate controlling natural person or legal entity.
The totals, subtotals and % will be updated once you have clicked on **<CALCULATE>**.

B) Equivalent financial instruments	After the transaction						
	Holders of equivalent financial instruments	Type of financial instrument	Expiration date	Exercise period or date	# of voting rights that may be acquired if the instrument is exercised	% of voting rights	Settlement
BlackRock Advisors (UK) Limited	Securities Lent			716,593	0.29%	physical	-
BlackRock Investment Management (UK) Limited	Securities Lent			581,764	0.24%	physical	-
BlackRock Financial Management, Inc.	Contract Difference			114,731	0.05%	cash	-
BlackRock Institutional Trust Company, National Association	Contract Difference			154,117	0.06%	cash	-
BlackRock Investment Management (UK) Limited	Contract Difference			776	0.00%	cash	-
BlackRock Investment Management, LLC	Contract Difference			1,089	0.00%	cash	-
Aperio Group, LLC	Depository Receipt			421,641	0.17%		+
TOTAL				1,990,711	0.81%		

 **The totals** will be updated once you have clicked on <CALCULATE>

TOTAL (A & B)	# of voting rights	% of voting rights
CALCULATE	13,910,767	5.66%

Notification of September 21st 2023:

The notification contains the following information:


- Date of notification: September 21st 2023
- Date on which the threshold is crossed: September 20th 2023
- Threshold of direct voting rights crossed upwards: 5%
- Notification by: BlackRock, Inc.
- Denominator: 246,400,000
- Reason for notification: Acquisition or disposal of voting securities or voting rights

A) Voting rights	Previous notification	After the transaction			
	# of voting rights	# of voting rights		% of voting rights	
Holder of voting rights		Linked to securities	Not linked to the securities	Linked to securities	Not linked to the securities
BlackRock, Inc.	0	0		0.00%	
BlackRock (Netherlands) B.V.	10,253	10,253		0.00%	
BlackRock (Singapore) Limited	3,007	29,064		0.01%	
BlackRock Advisors (UK) Limited	2,137,936	2,021,254		0.82%	
BlackRock Advisors, LLC	123,304	123,256		0.05%	
BlackRock Asset Management Canada Limited	259,157	288,973		0.12%	
BlackRock Asset Management Deutschland AG	318,894	317,097		0.13%	
BlackRock Asset Management North Asia Limited	13,811	14,379		0.01%	
BlackRock Capital Management, Inc.	0	1,199		0.00%	
BlackRock Financial Management, Inc.	32,758	25,843		0.01%	
BlackRock Fund Advisors	4,126,533	4,311,370		1.75%	
BlackRock Institutional Trust Company, National Association	2,705,501	2,682,068		1.09%	
BlackRock Investment Management (Australia) Limited	103,728	79,328		0.03%	
BlackRock Investment Management (UK) Limited	1,716,894	1,783,375		0.72%	
BlackRock Investment Management, LLC	243,305	294,394		0.12%	
BlackRock Japan Co., Ltd.	357,526	397,499		0.16%	
Aperio Group, LLC	35,969	9,387		0.00%	
Subtotal	12,188,577	12,388,739		5.03%	
TOTAL		12,388,739	0	5.03%	0.00%

-
-
-
-
-
-
-
-
-
-
-
-
-
-
-
-
-
-
+

i Start with "groups" of holders. Add subtotals with Σ , and then finish with the persons who are "alone".
For groups, start with the ultimate controlling natural person or legal entity.
The totals, subtotals and % will be updated once you have clicked on <CALCULATE>.

B) Equivalent financial instruments		After the transaction				
Holders of equivalent financial instruments	Type of financial instrument	Expiration date	Exercise period or date	# of voting rights that may be acquired if the instrument is exercised	% of voting rights	Settlement
BlackRock Advisors (UK) Limited	Securities Lent			527,798	0.21%	physical -
BlackRock Investment Management (UK) Limited	Securities Lent			311,557	0.13%	physical -
BlackRock Financial Management, Inc.	Contract Difference			114,731	0.05%	cash -
BlackRock Institutional Trust Company, National Association	Contract Difference			154,117	0.06%	cash -
BlackRock Investment Management (UK) Limited	Contract Difference			776	0.00%	cash -
BlackRock Investment Management, LLC	Contract Difference			1,089	0.00%	cash -
BlackRock Advisors (UK) Limited	Depository Receipt			2	0.00%	-
Aperio Group, LLC	Depository Receipt			416,236	0.17%	+
TOTAL				1,526,306	0.62%	

 The totals will be updated once you have clicked on <CALCULATE>

TOTAL (A & B)	# of voting rights	% of voting rights
	CALCULATE	13,915,046
		5.65%

The chain of control has been described at the end of the notification and can be found [here](#).

For more information

Investor Relations

Caroline Kerremans	+32 2 227 72 21	caroline.kerremans@umicore.com
Eva Behaeghe	+32 2 227 70 68	eva.behaeghe@umicore.com
Adrien Raicher	+32 2 227 74 34	adrien.raicher@umicore.com
Benoît Mathieu	+32 2 227 73 72	benoit.mathieu@umicore.com

About Umicore

Umicore is a *circular* materials technology Group. It focuses on application areas where its expertise in materials science, chemistry and metallurgy makes a real difference. Its activities are organised in three business groups: Catalysis, Energy & Surface Technologies and Recycling. Each business group is divided into market-focused business units offering materials and solutions that are at the cutting edge of new technological developments and essential to everyday life.

Umicore generates the majority of its revenues and dedicates most of its R&D efforts to clean mobility materials and recycling. Umicore's overriding goal of sustainable value creation is based on an ambition to develop, produce and recycle materials in a way that fulfils its mission: materials for a better life.

Umicore's industrial and commercial operations as well as R&D activities are located across the world to best serve its global customer base. The Group generated revenues (excluding metal) of € 4.2 billion (turnover of € 25.4 billion) in 2022 and currently employs more than 11,000 people.