

Transparency notifications by BlackRock, Inc.

In accordance with article 14, § 1 of the law of 2 May 2007 on disclosure of major holdings, BlackRock Inc. has recently notified Umicore that it has consecutively crossed the legal threshold of 5% for the direct voting rights: upwards on October 26th 2023 and then downwards on October 27th 2023 and then again upwards on October 31st.

The total holding of direct voting rights and equivalent financial instruments stands now at 5.53%.

Summary of the moves:


Date on which the threshold was crossed	Date of notification	Direct voting rights after the transaction	Equivalent financial instruments after the transaction	Total
31 October 2023	2 November 2023	5.10 %	0.43 %	5.53 %
27 October 2023	30 October 2023	4.92 %	0.55%	5.47 %
26 October 2023	27 October 2023	5.06 %	0.55 %	5.60 %

Notification of November 2nd 2023:


The notification contains the following information:

- Date of notification: November 2nd 2023
- Date on which the threshold is crossed: October 31st 2023
- Threshold of direct voting rights crossed upwards: 5%
- Notification by: BlackRock, Inc.
- Denominator: 246,400,000
- Reason for notification: Acquisition or disposal of voting securities or voting rights

A) Voting rights	Previous notification	After the transaction			
	# of voting rights	# of voting rights		% of voting rights	
Holders of voting rights		Linked to securities	Not linked to the securities	Linked to securities	Not linked to the securities
BlackRock, Inc.	0	0		0.00%	
BlackRock (Netherlands) B.V.	10,263	10,263		0.00%	
BlackRock (Singapore) Limited	873	873		0.00%	
BlackRock Advisors (UK) Limited	2,002,912	2,156,233		0.88%	
BlackRock Advisors, LLC	122,945	122,945		0.05%	
BlackRock Asset Management Canada Limited	288,193	287,850		0.12%	
BlackRock Asset Management Deutschland AG	311,084	311,084		0.13%	
BlackRock Asset Management North Asia Limited	13,811	13,811		0.01%	
BlackRock Financial Management, Inc.	25,843	25,843		0.01%	
BlackRock Fund Advisors	4,264,092	4,266,946		1.73%	
BlackRock Institutional Trust Company, National Association	2,672,171	2,672,138		1.08%	
BlackRock Investment Management (Australia) Limited	80,246	80,246		0.03%	
BlackRock Investment Management (UK) Limited	1,673,642	1,952,788		0.79%	
BlackRock Investment Management, LLC	259,003	269,151		0.11%	
BlackRock Japan Co., Ltd.	375,138	384,142		0.16%	
Aperio Group, LLC	14,623	14,623		0.01%	
Subtotal	12,114,829	12,568,926		5.10%	
TOTAL		12,568,926	0	5.10%	0.00%

 Start with "groups" of holders. Add subtotals with Σ , and then finish with the persons who are "alone".
For groups, start with the ultimate controlling natural person or legal entity.
The totals, subtotals and % will be updated once you have clicked on <CALCULATE>.

B) Equivalent financial instruments	After the transaction						
	Holders of equivalent financial instruments	Type of financial instrument	Expiration date	Exercise period or date	# of voting rights that may be acquired if the instrument is exercised	% of voting rights	Settlement
BlackRock Advisors (UK) Limited	Securities Lent				107,923	0.04%	physical -
BlackRock Investment Management (UK) Limited	Securities Lent				154,204	0.06%	physical -
BlackRock Financial Management, Inc.	Contract Difference				92,061	0.04%	cash -
BlackRock Institutional Trust Company, National Association	Contract Difference				132,372	0.05%	cash -
BlackRock Investment Management (UK) Limited	Contract Difference				701	0.00%	cash -
Aperio Group, LLC	Depository Receipt				561,899	0.23%	cash +
TOTAL					1,049,160	0.43%	

 The totals will be updated once you have clicked on <CALCULATE>

TOTAL (A & B)	# of voting rights	% of voting rights
	CALCULATE	13,618,086 5.53%

Notification of October 30th 2023:


The notification contains the following information:

- Date of notification: October 30th 2023
- Date on which the threshold is crossed: October 27th 2023
- Threshold of direct voting rights crossed downwards: 5%
- Notification by: BlackRock, Inc.
- Denominator: 246,400,000
- Reason for notification: Acquisition or disposal of voting securities or voting rights

A) Voting rights	Previous notification	After the transaction			
	# of voting rights	# of voting rights		% of voting rights	
Holders of voting rights		Linked to securities	Not linked to the securities	Linked to securities	Not linked to the securities
BlackRock, Inc.	0	0		0.00%	
BlackRock (Netherlands) B.V.	10,253	10,253		0.00%	
BlackRock (Singapore) Limited	873	873		0.00%	
BlackRock Advisors (UK) Limited	2,003,919	2,002,912		0.81%	
BlackRock Advisors, LLC	122,945	122,945		0.05%	
BlackRock Asset Management Canada Limited	288,170	288,193		0.12%	
BlackRock Asset Management Deutschland AG	311,084	311,084		0.13%	
BlackRock Asset Management North Asia Limited	13,811	13,811		0.01%	
BlackRock Capital Management, Inc.	361	0		0.00%	
BlackRock Financial Management, Inc.	25,843	25,843		0.01%	
BlackRock Fund Advisors	4,264,092	4,264,092		1.73%	
BlackRock Institutional Trust Company, National Association	2,672,174	2,672,171		1.08%	
BlackRock Investment Management (Australia) Limited	80,246	80,246		0.03%	
BlackRock Investment Management (UK) Limited	2,022,037	1,673,642		0.68%	
BlackRock Investment Management, LLC	259,003	259,003		0.11%	
BlackRock Japan Co., Ltd.	375,138	375,138		0.15%	
Aperio Group, LLC	14,623	14,623		0.01%	
Subtotal	12,464,572	12,114,829		4.92%	
TOTAL		12,114,829	0	4.92%	0.00%

i Start with "groups" of holders. Add subtotals with Σ , and then finish with the persons who are "alone".
For groups, start with the ultimate controlling natural person or legal entity.

B) Equivalent financial instruments	After the transaction					
Holders of equivalent financial instruments	Type of financial instrument	Expiration date	Exercise period or date	# of voting rights that may be acquired if the instrument is exercised	% of voting rights	Settlement
BlackRock Advisors (UK) Limited	Securities Lent			256,601	0.10%	physical -
BlackRock Investment Management (UK) Limited	Securities Lent			307,273	0.12%	physical -
BlackRock Investment Management, LLC	Securities Lent			10,148	0.00%	physical -
BlackRock Japan Co., Ltd.	Securities Lent			8,539	0.00%	physical -
BlackRock Financial Management, Inc.	Contract Difference			92,061	0.04%	cash -
BlackRock Institutional Trust Company, National Association	Contract Difference			132,372	0.05%	cash -
BlackRock Investment Management (UK) Limited	Contract Difference			701	0.00%	cash -
Aperio Group, LLC	Depository Receipt			551,891	0.22%	+
TOTAL				1,359,586	0.55%	

 The totals will be updated once you have clicked on <CALCULATE>

TOTAL (A & B)	# of voting rights	% of voting rights
	CALCULATE	13,474,415 5.47%

Notification of October 27th 2023:


The notification contains the following information:

- Date of notification: October 27th 2023
- Date on which the threshold is crossed: October 26th 2023
- Threshold of direct voting rights crossed upwards: 5%
- Notification by: BlackRock, Inc.
- Denominator: 246,400,000
- Reason for notification: Acquisition or disposal of voting securities or voting rights

A) Voting rights	Previous notification	After the transaction			
		# of voting rights		% of voting rights	
		Linked to securities	Not linked to the securities	Linked to securities	Not linked to the securities
BlackRock, Inc.	0	0		0.00%	
BlackRock (Netherlands) B.V.	10,253	10,253		0.00%	
BlackRock (Singapore) Limited	873	873		0.00%	
BlackRock Advisors (UK) Limited	2,233,414	2,003,919		0.81%	
BlackRock Advisors, LLC	123,094	122,945		0.05%	
BlackRock Asset Management Canada Limited	288,188	288,170		0.12%	
BlackRock Asset Management Deutschland AG	310,324	311,084		0.13%	
BlackRock Asset Management North Asia Limited	13,811	13,811		0.01%	
BlackRock Capital Management, Inc.	0	361		0.00%	
BlackRock Financial Management, Inc.	25,843	25,843		0.01%	
BlackRock Fund Advisors	4,272,147	4,264,092		1.73%	
BlackRock Institutional Trust Company, National Association	2,672,177	2,672,174		1.08%	
BlackRock Investment Management (Australia) Limited	80,246	80,246		0.03%	
BlackRock Investment Management (UK) Limited	1,474,748	2,022,037		0.82%	
BlackRock Investment Management, LLC	259,003	259,003		0.11%	
BlackRock Japan Co., Ltd.	375,140	375,138		0.15%	
Aperio Group, LLC	10,628	14,623		0.01%	
Subtotal	12,149,889	12,464,572		5.06%	
TOTAL		12,464,572	0	5.06%	0.00%

 Start with "groups" of holders. Add subtotals with Σ , and then finish with the persons who are "alone". For groups, start with the ultimate controlling natural person or legal entity.

B) Equivalent financial instruments							After the transaction	
Holders of equivalent financial instruments	Type of financial instrument	Expiration date	Exercise period or date	# of voting rights that may be acquired if the instrument is exercised	% of voting rights	Settlement		
BlackRock Advisors (UK) Limited	Securities Lent			256,601	0.10%	physical	-	
BlackRock Investment Management (UK) Limited	Securities Lent			297,273	0.12%	physical	-	
BlackRock Investment Management, LLC	Securities Lent			10,148	0.00%	physical	-	
BlackRock Japan Co., Ltd.	Securities Lent			8,539	0.00%	physical	-	
BlackRock Financial Management, Inc.	Contract Difference			92,061	0.04%	cash	-	
BlackRock Institutional Trust Company, National Association	Contract Difference			132,372	0.05%	cash	-	
BlackRock Investment Management (UK) Limited	Contract Difference			701	0.00%	cash	-	
Aperio Group, LLC	Depository Receipt			545,601	0.22%		+	
TOTAL				1,343,296	0.55%			

 The totals will be updated once you have clicked on <CALCULATE>

TOTAL (A & B)	# of voting rights	% of voting rights
	CALCULATE	13,807,868
		5.60%

The chain of control has been described at the end of the notification and can be found [here](#).

For more information

Investor Relations

Caroline Kerremans	+32 2 227 72 21	caroline.kerremans@umicore.com
Eva Behaeghe	+32 2 227 70 68	eva.behaeghe@umicore.com
Adrien Raicher	+32 2 227 74 34	adrien.raicher@umicore.com
Benoît Mathieu	+32 2 227 73 72	benoit.mathieu@umicore.com

About Umicore

Umicore is a *circular* materials technology Group. It focuses on application areas where its expertise in materials science, chemistry and metallurgy makes a real difference. Its activities are organised in three business groups: Catalysis, Energy & Surface Technologies and Recycling. Each business group is divided into market-focused business units offering materials and solutions that are at the cutting edge of new technological developments and essential to everyday life.

Umicore generates the majority of its revenues and dedicates most of its R&D efforts to clean mobility materials and recycling. Umicore's overriding goal of sustainable value creation is based on an ambition to develop, produce and recycle materials in a way that fulfils its mission: materials for a better life.

Umicore's industrial and commercial operations as well as R&D activities are located across the world to best serve its global customer base. The Group generated revenues (excluding metal) of € 4.2 billion (turnover of € 25.4 billion) in 2022 and currently employs more than 11,000 people.