

## Transparency notification by JP Morgan Chase & Co.


In accordance with article 14, § 1 of the law of 2 May 2007 on disclosure of major holdings, JP Morgan Chase & Co. has notified Umicore:

- on 23 August that JPM Securities PLC crossed the statutory threshold of 3% for direct voting rights and equivalent financial instruments upwards on 21 August 2024. The total holding of direct voting rights and equivalent financial instruments of JP Morgan Chase & Co. (JPM Securities PLC, JP Morgan Securities LLC and JPM Morgan Structured Product BV) stood at 3.23%.
- on 26 August that JP Morgan Securities PLC crossed the statutory threshold of 3% for direct voting rights and equivalent financial instruments downwards on 22 August 2024. The total holding of direct voting rights and equivalent financial instruments of JP Morgan Chase & Co. (JPM Securities PLC, JP Morgan Securities LLC and JPM Morgan Structured Product BV) stood at 3.01%.
- on 27 August that JP Morgan Chase & Co. (JPM Securities PLC, JP Morgan Securities LLC and JPM Morgan Structured Product BV) crossed the statutory threshold of 3% for direct voting rights and equivalent financial instruments downwards on 23 August 2024. The total holding of direct voting rights and equivalent financial instruments of JP Morgan Chase & Co. (JPM Securities PLC, JP Morgan Securities LLC and JPM Morgan Structured Product BV) now stand at 2.67%.

### Notification of 27 August 2024 (threshold crossed 23 August 2024)

A) Voting rights	Previous notification # of voting rights	After the transaction			
		# of voting rights		% of voting rights	
Holders of voting rights		Linked to securities	Not linked to the securities	Linked to securities	Not linked to the securities
JPMorgan Chase & Co.	0	0	0	0.00%	0.00%
J.P. Morgan Securities PLC	3,045,617	2,212,737	0	0.90%	0.00%
J.P. Morgan Securities LLC	252,765	252,765	0	0.10%	0.00%
Subtotal	3,298,382	2,465,502		1.00%	
	<b>TOTAL</b>	<b>2,465,502</b>	<b>0</b>	<b>1.00%</b>	<b>0.00%</b>

B) Equivalent financial instruments	After the transaction					
	Holders of equivalent financial instruments	Type of financial instrument	Expiration date	Exercise period or date	# of voting rights that may be acquired if the instrument is exercised	% of voting rights
J.P. Morgan Securities PLC	Equity SWAP		28/11/2024 - 03/02/2025	4,062,951	1.65%	
J.P. Morgan Securities PLC	Convertible Bond	23/06/2025	23/06/2025	7,349	0.00%	
J.P. Morgan Securities LLC	Third Party Depository Receipt where right of use held			675	0.00%	
J.P. Morgan Structured Products B.V.	Cash Settled Call Option	07/11/2024	07/11/2024	3,522	0.00%	
J.P. Morgan Securities PLC	Third Party Equity where right of use held			29,630	0.01%	
<b>TOTAL</b>				<b>4,104,127</b>	<b>1.67%</b>	


 The totals will be updated once you have clicked on <CALCULATE>

TOTAL (A & B)	# of voting rights	% of voting rights
	<b>CALCULATE</b>	<b>6,569,629</b> <b>2.67%</b>

### Notification of 26 August 2024 (threshold crossed 22 August 2024)

A) Voting rights	Previous notification # of voting rights	After the transaction			
		# of voting rights		% of voting rights	
Holders of voting rights		Linked to securities	Not linked to the securities	Linked to securities	Not linked to the securities
JPMorgan Chase & Co.	0	0	0	0.00%	0.00%
J.P. Morgan Securities PLC	0	3,045,617	0	1.24%	0.00%
J.P. Morgan Securities LLC	0	252,765	0	0.10%	0.00%
Subtotal		3,298,382		1.34%	
<b>TOTAL</b>		<b>3,298,382</b>	<b>0</b>	<b>1.34%</b>	<b>0.00%</b>

B) Equivalent financial instruments	After the transaction					
	Holders of equivalent financial instruments	Type of financial instrument	Expiration date	Exercise period or date	# of voting rights that may be acquired if the instrument is exercised	% of voting rights
J.P. Morgan Securities PLC	Equity SWAP		28/11/2024 - 03/02/2025	4,076,498	1.65%	cash
J.P. Morgan Securities PLC	Convertible Bond	23/06/2025	23/06/2025	7,349	0.00%	physical
J.P. Morgan Securities LLC	Third Party Depository Receipt where right of use held			425	0.00%	physical
J.P. Morgan Structured Products B.V.	Cash Settled Call Option	07/11/2024	07/11/2024	3,374	0.00%	cash
J.P. Morgan Securities PLC	Third Party Equity where right of use held			29,630	0.01%	cash
<b>TOTAL</b>				<b>4,117,276</b>	<b>1.67%</b>	


 The totals will be updated once you have clicked on <CALCULATE>

TOTAL (A & B)	# of voting rights	% of voting rights
	<b>CALCULATE</b>	<b>7,415,658</b> <b>3.01%</b>

## Notification of 23 August 2024 (threshold crossed 21 August 2024)

A) Voting rights	Previous notification	After the transaction			
	# of voting rights	# of voting rights		% of voting rights	
Holders of voting rights		Linked to securities	Not linked to the securities	Linked to securities	Not linked to the securities
JPMorgan Chase & Co.	0	0	0	0.00%	0.00%
J.P. Morgan Securities PLC	0	3,485,603	0	1.41%	0.00%
J.P. Morgan Securities LLC	0	256,736	0	0.10%	
Subtotal		3,742,339		1.52%	
<b>TOTAL</b>		<b>3,742,339</b>	<b>0</b>	<b>1.52%</b>	<b>0.00%</b>

B) Equivalent financial instruments	After the transaction						
	Holders of equivalent financial instruments	Type of financial instrument	Expiration date	Exercise period or date	# of voting rights that may be acquired if the instrument is exercised	% of voting rights	Settlement
J.P. Morgan Securities PLC	Equity SWAP		28/11/2024 - 03/02/2025		4,101,015	1.66%	cash
J.P. Morgan Securities PLC	Convertible Bond		23/06/2025	23/06/2025	7,349	0.00%	physical
J.P. Morgan Securities LLC	Equity Depository Receipt				50	0.00%	physical
J.P. Morgan Structured Products B.V.	Cash Settled Call Option		07/11/2024	07/11/2024	100,000	0.04%	cash
<b>TOTAL</b>					<b>4,208,414</b>	<b>1.71%</b>	

 The totals will be updated once you have clicked on <CALCULATE>

TOTAL (A & B)	# of voting rights	% of voting rights
	<b>CALCULATE</b>	
	7,950,753	3.23%

The chain of control has been described at the end of the notification and can be found [here](#).

## For more information

### Investor Relations

Caroline Kerremans +32 2 227 72 21  
Eva Behaeghe +32 2 227 70 68

[caroline.kerremans@umicore.com](mailto:caroline.kerremans@umicore.com)  
[eva.behaeghe@umicore.com](mailto:eva.behaeghe@umicore.com)

## About Umicore

Umicore is a *circular* materials technology Group. It focuses on application areas where its expertise in materials science, chemistry and metallurgy make a real difference. Its activities are organized in four business groups: Battery Materials, Catalysis, Recycling and Specialty Materials. Each business group is divided into market-focused business units offering materials and solutions that are at the cutting edge of new technological developments and essential to everyday life.

Umicore generates the majority of its revenues from and dedicates most of its R&D efforts to clean mobility materials and recycling. Umicore's overriding goal of sustainable value creation is based on an ambition to develop, produce and recycle materials in a way that fulfils its mission: Materials for a better life.

Umicore's industrial and commercial operations as well as R&D activities are located across the world to best serve its global customer base with around 12,000 employees. The Group generated revenues (excluding metal) of € 1.8 billion (turnover of € 7.4 billion) in the first half year of 2024.