

Transparency notifications by BlackRock, Inc.

In accordance with article 14, § 1 of the law of 2 May 2007 on the disclosure of major holdings, Umicore was recently notified:

- By BlackRock, Inc. that as a result of the acquisition of Global Infrastructure Partners there has been a change to BlackRock's group Structure. Upon the close of the transaction BlackRock, Inc. was renamed BlackRock Finance, Inc. and a NewCo became the publicly listed company with the name BlackRock, Inc.
- By BlackRock, Inc. that it has successively crossed the legal threshold of 3% for the direct voting rights and equivalent financial instruments, downwards on 2 October 2024, and then upwards on 3 October 2024.

The total holding of direct voting rights and equivalent financial instruments of BlackRock, Inc. now stands at 3.12%.

Summary of the moves:

1. BlackRock, Inc.

Date on which the threshold was crossed	Date of notification	Direct voting rights after the transaction	Equivalent financial instruments after the transaction	Total
1 October 2024	3 October 2024	2.68 %	0.48 %	3.16 %
2 October 2024	4 October 2024	2.52 %	0.46 %	2.98 %
3 October 2024	8 October 2024	2.66 %	0.46 %	3.12 %

Notifications from BlackRock, Inc.:

The most recent notification contains the following information:

- Date of notification: 8 October 2024
- Date on which the threshold is crossed: 3 October 2024
- Threshold of direct voting rights + equivalent financial instruments crossed upwards: 3%
- Notification by: BlackRock, Inc.
- Denominator: 246,400,000
- Reason for notification: Acquisition or disposal of voting securities or voting rights

A) Voting rights	Previous notification	After the transaction			
	# of voting rights	# of voting rights		% of voting rights	
Holder of voting rights		Linked to securities	Not linked to the securities	Linked to securities	Not linked to the securities
BlackRock, Inc.	0	0		0.00%	
BlackRock (Singapore) Limited	37,128	26,918		0.01%	
BlackRock Advisors (UK) Limited	1,069,497	1,330,386		0.54%	
BlackRock Asset Management Canada Limited	72,961	72,961		0.03%	
BlackRock Asset Management Deutschland AG	536,850	536,850		0.22%	
BlackRock Financial Management, Inc.	33,811	6,300		0.00%	
BlackRock Fund Advisors	2,378,570	2,378,570		0.97%	
BlackRock Institutional Trust Company, National Association	1,604,579	1,604,823		0.65%	
BlackRock Investment Management (Australia) Limited	124,007	124,007		0.05%	
BlackRock Investment Management (UK) Limited	160,106	305,650		0.12%	
BlackRock Investment Management, LLC	44,384	44,384		0.02%	
Aperio Group, LLC	140,358	119,238		0.05%	
Subtotal	6,202,249	6,550,087		2.66%	
TOTAL		6,550,087	0	2.66%	0.00%

i Start with "groups" of holders. Add subtotals with Σ , and then finish with the persons who are "alone". For groups, start with the ultimate controlling natural person or legal entity. The totals, subtotals and % will be updated once you have clicked on <CALCULATE>.

B) Equivalent financial instruments	After the transaction					
	Holder of equivalent financial instruments	Type of financial instrument	Expiration date	Exercise period or date	# of voting rights that may be acquired if the instrument is exercised	% of voting rights
BlackRock Advisors (UK) Limited	Securities Lent			34,051	0.01%	physical
BlackRock Advisors, LLC	Contract Difference			125,443	0.05%	cash
BlackRock Financial Management, Inc.	Contract Difference			51,895	0.02%	cash
BlackRock Institutional Trust Company, National Association	Contract Difference			44,653	0.02%	cash
BlackRock Investment Management (UK) Limited	Depository Receipt			959	0.00%	
BlackRock Investment Management, LLC	Depository Receipt			19,303	0.01%	
Aperio Group, LLC	Depository Receipt			867,857	0.35%	
TOTAL				1,144,161	0.46%	


i The totals will be updated once you have clicked on <CALCULATE>

TOTAL (A & B)		# of voting rights	% of voting rights
	CALCULATE	7,694,248	3.12%


The previous recent notification contains the following information:

- Date of notification: 4 October 2024
- Date on which the threshold is crossed: 2 October 2024
- Threshold of direct voting rights + equivalent financial instruments crossed downwards: 3%
- Notification by: BlackRock, Inc.
- Denominator: 246,400,000
- Reason for notification: Acquisition or disposal of voting securities or voting rights

A) Voting rights	Previous notification	After the transaction			
		# of voting rights	# of voting rights		% of voting rights
Holders of voting rights		Linked to securities	Not linked to the securities	Linked to securities	Not linked to the securities
BlackRock, Inc.	0	0		0.00%	
BlackRock (Singapore) Limited	37,097	37,126		0.02%	
BlackRock Advisors (UK) Limited	1,466,247	1,069,497		0.43%	
BlackRock Asset Management Canada Limited	72,961	72,961		0.03%	
BlackRock Asset Management Deutschland AG	536,850	536,850		0.22%	
BlackRock Financial Management, Inc.	33,828	33,811		0.01%	
BlackRock Fund Advisors	2,378,570	2,378,570		0.97%	
BlackRock Institutional Trust Company, National Association	1,604,576	1,604,579		0.65%	
BlackRock Investment Management (Australia) Limited	124,007	124,007		0.05%	
BlackRock Investment Management (UK) Limited	160,106	160,106		0.06%	
BlackRock Investment Management, LLC	44,384	44,384		0.02%	
Aperio Group, LLC	140,358	140,358		0.06%	
Subtotal	6,598,984	6,202,249		2.52%	
TOTAL		6,202,249	0	2.52%	0.00%

 Start with "groups" of holders. Add subtotals with Σ , and then finish with the persons who are "alone". For groups, start with the ultimate controlling natural person or legal entity. The totals, subtotals and % will be updated once you have clicked on <CALCULATE>.

B) Equivalent financial instruments	After the transaction					
	Type of financial instrument	Expiration date	Exercise period or date	# of voting rights that may be acquired if the instrument is exercised	% of voting rights	Settlement
BlackRock Advisors (UK) Limited	Securities Lent			18,160	0.01%	physical -
BlackRock Advisors, LLC	Contract Difference			125,443	0.05%	cash -
BlackRock Financial Management, Inc.	Contract Difference			50,960	0.02%	cash -
BlackRock Institutional Trust Company, National Association	Contract Difference			44,653	0.02%	cash -
BlackRock Investment Management (UK) Limited	Depository Receipt			964	0.00%	-
BlackRock Investment Management, LLC	Depository Receipt			19,298	0.01%	-
Aperio Group, LLC	Depository Receipt			871,441	0.35%	+
TOTAL				1,130,919	0.46%	


 The totals will be updated once you have clicked on <CALCULATE>

TOTAL (A & B)	# of voting rights	% of voting rights
	CALCULATE	7,333,168
		2.98%


The previous notification contains the following information:

- Date of notification: 3 October 2024
- Date on which the threshold is crossed: 1 October 2024
- Notification by: BlackRock, Inc.
- Denominator: 246,400,000
- Reason for notification: Acquisition or disposal of the control of an undertaking that holds a participating interest in an issuer

A) Voting rights	Previous notification		After the transaction		
	# of voting rights	# of voting rights		% of voting rights	
		Linked to securities	Not linked to the securities	Linked to securities	Not linked to the securities
BlackRock, Inc.	0	0		0.00%	
BlackRock (Singapore) Limited	0	37,097		0.02%	
BlackRock Advisors (UK) Limited	673,976	1,466,247		0.60%	
BlackRock Advisors, LLC	14,619	0		0.00%	
BlackRock Asset Management Canada Limited	72,961	72,961		0.03%	
BlackRock Asset Management Deutschland AG	530,011	536,850		0.22%	
BlackRock Asset Management North Asia Limited	1,619	0		0.00%	
BlackRock Financial Management, Inc.	45,957	33,828		0.01%	
BlackRock Fund Advisors	2,389,821	2,378,570		0.97%	
BlackRock Institutional Trust Company, National Association	1,554,622	1,804,576		0.65%	
BlackRock Investment Management (Australia) Limited	142,443	124,007		0.05%	
BlackRock Investment Management (UK) Limited	643,937	160,106		0.06%	
BlackRock Investment Management, LLC	19,890	44,384		0.02%	
BlackRock Japan Co., Ltd.	10,673	0		0.00%	
Aperio Group, LLC	121,243	140,358		0.06%	
Subtotal	6,201,772	6,598,984		2.68%	
TOTAL		6,598,984	0	2.68%	0.00%

 Start with "groups" of holders. Add subtotals with Σ , and then finish with the persons who are "alone". For groups, start with the ultimate controlling natural person or legal entity. The totals, subtotals and % will be updated once you have clicked on <CALCULATE>.

B) Equivalent financial instruments	After the transaction						
	Holdings of equivalent financial instruments	Type of financial instrument	Expiration date	Exercise period or date	# of voting rights that may be acquired if the instrument is exercised	% of voting rights	Settlement
BlackRock Advisors (UK) Limited	Securities Lent			18,160	0.01%	physical	-
BlackRock Advisors, LLC	Contract Difference			173,343	0.07%	cash	-
BlackRock Financial Management, Inc.	Contract Difference			49,749	0.02%	cash	-
BlackRock Institutional Trust Company, National Association	Contract Difference			44,853	0.02%	cash	-
BlackRock Investment Management (UK) Limited	Depository Receipt			1,609	0.00%		-
BlackRock Investment Management, LLC	Depository Receipt			18,853	0.01%		-
Aperio Group, LLC	Depository Receipt			871,484	0.35%		+
TOTAL				1,177,651	0.48%		

 The totals will be updated once you have clicked on <CALCULATE>

TOTAL (A & B)	# of voting rights	% of voting rights
	7,776,635	3.16%

CALCULATE

The chain of control has been described at the end of the notification and can be found [here](#).

For more information

Investor Relations

Caroline Kerremans	+32 2 227 72 21	caroline.kerremans@umicore.com
Eva Behaeghe	+32 2 227 70 68	eva.behaeghe@umicore.com
Benoit Mathieu	+32 2 227 73 72	benoit.mathieu@umicore.com

About Umicore

Umicore is a circular materials technology Group. It focuses on application areas where its expertise in materials science, chemistry and metallurgy make a real difference. Its activities are organized in four business groups: Battery Materials, Catalysis, Recycling and Specialty Materials. Each business group is divided into market-focused business units offering materials and solutions that are at the cutting edge of new technological developments and essential to everyday life.

Umicore generates the majority of its revenues from and dedicates most of its R&D efforts to clean mobility materials and recycling. Umicore's overriding goal of sustainable value creation is based on an ambition to develop, produce and recycle materials in a way that fulfils its mission: Materials for a better life.

Umicore's industrial and commercial operations as well as R&D activities are located across the world to best serve its global customer base with around 12,000 employees. The Group generated revenues (excluding metal) of € 1.8 billion (turnover of € 7.4 billion) in the first half year of 2024.