

## Transparency notifications by BlackRock, Inc.

In accordance with article 14, § 1 of the law of 2 May 2007 on the disclosure of major holdings, Umicore was recently notified by BlackRock, Inc. that it has successively crossed the legal threshold of 5% for the direct voting rights and equivalent financial instruments downwards on 2 February 2026, upwards on 3 February 2026 and then downwards on 4 February 2026.

The total holding of direct voting rights and equivalent financial instruments of BlackRock, Inc. stands at 4.79% on 4 February 2026.

### Summary of the moves:

Date on which the threshold was crossed	Date of notification	Direct voting rights after the transaction	Equivalent financial instruments after the transaction	Total
2 February 2026	3 February 2026	4.11%	0.58%	4.69%
3 February 2026	4 February 2026	4.50%	0.58%	5.08%
4 February 2026	5 February 2026	4.22%	0.58%	4.79%


### Notifications from BlackRock, Inc.:

The most recent notification contains the following information:

- Date of notification: 5 February 2026
- Date on which the threshold is crossed: 4 February 2026
- Threshold of direct voting rights and equivalent financial instruments crossed downwards: 5%
- Notification by: BlackRock, Inc.
- Denominator: 246,400,000
- Reason for notification: Acquisition or disposal of voting securities or voting rights

A) Voting rights	Previous notification	After the transaction			
	# of voting rights	# of voting rights		% of voting rights	
Holders of voting rights		Linked to securities	Not linked to the securities	Linked to securities	Not linked to the securities
BlackRock, Inc.	0	0		0.00%	
BlackRock (Singapore) Limited	0	32,466		0.01%	
BlackRock Advisors (UK) Limited	2,519,823	1,356,509		0.55%	
BlackRock Asset Management Canada Limited	122,327	122,327		0.05%	
BlackRock Asset Management Deutschland AG	522,065	522,065		0.21%	
BlackRock Financial Management, Inc.	0	132,513		0.05%	
BlackRock Fund Advisors	2,787,128	2,790,846		1.13%	
BlackRock Institutional Trust Company, National Association	1,899,708	1,945,281		0.79%	
BlackRock Investment Management (Australia) Limited	97,466	97,466		0.04%	
BlackRock Investment Management (UK) Limited	3,077,486	3,327,375		1.35%	
BlackRock Investment Management, LLC	44,237	44,237		0.02%	
Aperio Group, LLC	15,002	15,002		0.01%	
Subtotal	11,085,242	10,386,087		4.22%	
<b>TOTAL</b>		<b>10,386,087</b>	<b>0</b>	<b>4.22%</b>	<b>0.00%</b>

B) Equivalent financial instruments	After the transaction					
Holders of equivalent financial instruments	Type of financial instrument	Expiration date	Exercise period or date	# of voting rights that may be acquired if the instrument is exercised	% of voting rights	Settlement
BlackRock Advisors, LLC	Contract for Difference			521,054	0.21%	cash
BlackRock Financial Management, Inc.	Contract for Difference			448,980	0.18%	cash
BlackRock Institutional Trust Company, National Association	Contract for Difference			116,772	0.05%	cash
BlackRock Investment Management (UK) Limited	Contract for Difference			118,255	0.05%	cash
Aperio Group, LLC	Depository Receipt			215,613	0.09%	
<b>TOTAL</b>				<b>1,420,674</b>	<b>0.58%</b>	

 The totals will be updated once you have clicked on <CALCULATE>


TOTAL (A & B)	# of voting rights	% of voting rights
	<b>CALCULATE</b>	<b>11,806,761</b>
		<b>4.79%</b>

The previous notification contains the following information:

- Date of notification: 4 February 2026
- Date on which the threshold is crossed: 3 February 2026
- Threshold of direct voting rights and equivalent financial instruments crossed upwards: 5%
- Notification by: BlackRock, Inc.
- Denominator: 246,400,000
- Reason for notification: Acquisition or disposal of voting securities or voting rights

A) Voting rights	Previous notification	After the transaction			
	# of voting rights	# of voting rights		% of voting rights	
Holders of voting rights		Linked to securities	Not linked to the securities	Linked to securities	Not linked to the securities
BlackRock, Inc.	0	0		0.00%	
BlackRock Advisors (UK) Limited	1,461,574	2,519,823		1.02%	
BlackRock Asset Management Canada Limited	122,327	122,327		0.05%	
BlackRock Asset Management Deutschland AG	522,065	522,065		0.21%	
BlackRock Capital Management, Inc.	1,628	0		0.00%	
BlackRock Fund Advisors	2,785,698	2,787,128		1.13%	
BlackRock Institutional Trust Company, National Association	1,899,717	1,899,708		0.77%	
BlackRock Investment Management (Australia) Limited	97,466	97,466		0.04%	
BlackRock Investment Management (UK) Limited	3,157,116	3,077,486		1.25%	
BlackRock Investment Management, LLC	60,031	44,237		0.02%	
Aperio Group, LLC	15,002	15,002		0.01%	
Subtotal	10,122,624	11,085,242		4.50%	
<b>TOTAL</b>		<b>11,085,242</b>	<b>0</b>	<b>4.50%</b>	<b>0.00%</b>

B) Equivalent financial instruments	After the transaction					
Holders of equivalent financial instruments	Type of financial instrument	Expiration date	Exercise period or date	# of voting rights that may be acquired if the instrument is exercised	% of voting rights	Settlement
BlackRock Advisors, LLC	Contract for Difference			521,054	0.21%	cash
BlackRock Financial Management, Inc.	Contract for Difference			448,980	0.18%	cash
BlackRock Institutional Trust Company, National Association	Contract for Difference			116,772	0.05%	cash
BlackRock Investment Management (UK) Limited	Contract for Difference			118,255	0.05%	cash
Aperio Group, LLC	Depositary Receipt			215,718	0.09%	
<b>TOTAL</b>				<b>1,420,779</b>	<b>0.58%</b>	

 The totals will be updated once you have clicked on <CALCULATE>


TOTAL (A & B)	# of voting rights	% of voting rights
	<b>CALCULATE</b>	<b>12,506,021</b>
		<b>5.08%</b>

The previous notification contains the following information:

- Date of notification: 3 February 2026
- Date on which the threshold is crossed: 2 February 2026
- Threshold of direct voting rights and equivalent financial instruments crossed downwards: 5%
- Notification by: BlackRock, Inc.
- Denominator: 246,400,000
- Reason for notification: Acquisition or disposal of voting securities or voting rights

A) Voting rights	Previous notification	After the transaction			
	# of voting rights	# of voting rights		% of voting rights	
Holders of voting rights		Linked to securities	Not linked to the securities	Linked to securities	Not linked to the securities
BlackRock, Inc.	0	0		0.00%	
BlackRock Advisors (UK) Limited	2,405,950	1,461,574		0.59%	
BlackRock Asset Management Canada Limited	121,902	122,327		0.05%	
BlackRock Asset Management Deutschland AG	597,491	522,065		0.21%	
BlackRock Capital Management, Inc.	0	1,628		0.00%	
BlackRock Fund Advisors	2,761,965	2,785,698		1.13%	
BlackRock Institutional Trust Company, National Association	1,896,308	1,899,717		0.77%	
BlackRock Investment Management (Australia) Limited	88,616	97,466		0.04%	
BlackRock Investment Management (UK) Limited	3,259,323	3,157,116		1.28%	
BlackRock Investment Management, LLC	43,288	60,031		0.02%	
BlackRock Japan Co., Ltd.	118,499	0		0.00%	
Aperio Group, LLC	15,002	15,002		0.01%	
Subtotal	11,308,344	10,122,624		4.11%	
<b>TOTAL</b>		<b>10,122,624</b>	<b>0</b>	<b>4.11%</b>	<b>0.00%</b>

B) Equivalent financial instruments	After the transaction					
Holders of equivalent financial instruments	Type of financial instrument	Expiration date	Exercise period or date	# of voting rights that may be acquired if the instrument is exercised	% of voting rights	Settlement
BlackRock Advisors, LLC	Contract for Difference			521,054	0.21%	cash
BlackRock Financial Management, Inc.	Contract for Difference			448,980	0.18%	cash
BlackRock Institutional Trust Company, National Association	Contract for Difference			116,772	0.05%	cash
BlackRock Investment Management (UK) Limited	Contract for Difference			123,211	0.05%	cash
Aperio Group, LLC	Depository Receipt			215,774	0.09%	
<b>TOTAL</b>				<b>1,425,791</b>	<b>0.58%</b>	

 The totals will be updated once you have clicked on <CALCULATE>

TOTAL (A & B)	# of voting rights	% of voting rights
<b>CALCULATE</b>	<b>11,548,415</b>	<b>4.69%</b>

The chain of control has been described at the end of the notification and can be found [here](#).

## For more information

### Investor Relations

Caroline Kerremans	+32 2 227 72 21	<a href="mailto:caroline.kerremans@umicore.com">caroline.kerremans@umicore.com</a>
Bart Heylen	+32 2 227 73 09	<a href="mailto:bart.heylen@umicore.com">bart.heylen@umicore.com</a>

## About Umicore

Umicore is a global advanced materials and recycling Group. Leveraging decades of expertise in materials science, metallurgy, chemistry, and metals management, Umicore transforms precious and critical metals into functional technologies that enable everyday applications. Its unique circular business model ensures that these critical elements are continuously refined and recycled, to be reintegrated in new applications.

Umicore's four Business Groups – Catalysis, Recycling, Specialty Materials and Battery Materials Solutions – offer materials and solutions addressing resource scarcity and the growing need for functional materials for clean technologies, clean mobility and a connected world. Through tailored and cutting-edge products and processes they drive innovation and sustainability.

Umicore generates the majority of its revenues from, and focuses most of its R&D efforts on, clean mobility and recycling. Its overriding goal of sustainable value creation is rooted in developing, producing and recycling materials for a better life.

Umicore's industrial, commercial and R&D activities, with more than 11,000 employees, are located across the world to best serve its global customer base. Group revenues (excluding metal) reached € 1.8 billion (turnover of € 8.7 billion) in the first half of 2025.