

## Transparency notifications by JP Morgan Asset Management Holdings Inc.

In accordance with article 14, § 1 of the law of 2 May 2007 on the disclosure of major holdings, Umicore was recently notified by JP Morgan Asset Management Holdings Inc. that its subsidiary JP Morgan Asset Management (UK) Limited has crossed the legal threshold of 3% for the direct voting rights downwards on 4 February 2026, upwards on 5 February 2026 and then downwards on 6 February 2026.

The total holding of direct voting rights and equivalent financial instruments of JP Morgan Asset Management Holdings Inc. stands at 3.40% on 6 February 2026.

### Summary of the moves by JP Morgan Asset Management (UK) Limited, a subsidiary of JP Morgan Asset Management Holdings Inc:

Date on which the threshold was crossed	Date of notification	Direct voting rights after the transaction	Equivalent financial instruments after the transaction	Total
4 February 2026	6 February 2026	2.87%	0.01%	2.88%
5 February 2026	9 February 2026	3.00%	0.01%	3.01%
6 February 2026	10 February 2026	2.99%	0.01%	3.00%

### Notifications from JP Morgan Asset Management Holdings Inc.:


The most recent notification contains the following information:

- Date of notification: 10 February 2026
- Date on which the threshold is crossed: 6 February 2026
- Threshold of direct voting rights crossed downwards by JP Morgan Asset Management (UK) Limited: 3%
- Notification by: JP Morgan Asset Management Holdings Inc.
- Denominator: 246,400,000
- Reason for notification: Acquisition or disposal of voting securities or voting rights


A) Voting rights	Previous notification	After the transaction			
	# of voting rights	# of voting rights		% of voting rights	
Holders of voting rights		Linked to securities	Not linked to the securities	Linked to securities	Not linked to the securities
JPMorgan Asset Management Holdings Inc.	0	0		0.00%	
J.P. Morgan Investment Management Inc.	882,085	886,067		0.36%	
JPMorgan Asset Management (China) Company Limited	25,340	25,340		0.01%	
JPMorgan Asset Management (Taiwan) Limited	38,943	38,943		0.02%	



JPMorgan Asset Management (UK) Limited	7,393,770	7,372,425		2.99%	
JPMorgan Chase Bank, N.A.	38,735	38,735		0.02%	
Subtotal	8,378,873	8,361,510		3.39%	
<b>TOTAL</b>		<b>8,361,510</b>	<b>0</b>	<b>3.39%</b>	<b>0.00%</b>

 Start with "groups" of holders. Add subtotals with  $\Sigma$ , and then finish with the persons who are "alone".  
 For groups, start with the ultimate controlling natural person or legal entity.  
 The totals, subtotals and % will be updated once you have clicked on **<CALCULATE>**.

B) Equivalent financial instruments	After the transaction					
Holders of equivalent financial instruments	Type of financial instrument	Expiration date	Exercise period or date	# of voting rights that may be acquired if the instrument is exercised	% of voting rights	Settlement
JPMorgan Asset Management (UK) Limited	Cash settled Equity Swap			23,503	0.01%	cash
J.P. Morgan Investment Management Inc.	Depository Receipts			24	0.00%	
<b>TOTAL</b>				<b>23,527</b>	<b>0.01%</b>	

 The totals will be updated once you have clicked on **<CALCULATE>**


<b>TOTAL (A &amp; B)</b>		# of voting rights	% of voting rights
	<b>CALCULATE</b>	<b>8,385,037</b>	<b>3.40%</b>

The previous notification contains the following information:

- Date of notification: 9 February 2026
- Date on which the threshold is crossed: 5 February 2026
- Threshold of direct voting rights crossed upwards by JP Morgan Asset Management (UK) Limited: 3%
- Notification by: JP Morgan Asset Management Holdings Inc.
- Denominator: 246,400,000
- Reason for notification: Acquisition or disposal of voting securities or voting rights

A) Voting rights	Previous notification	After the transaction			
	# of voting rights	# of voting rights		% of voting rights	
Holders of voting rights		Linked to securities	Not linked to the securities	Linked to securities	Not linked to the securities
JPMorgan Asset Management Holdings Inc.	0	0		0.00%	
J.P. Morgan Investment Management Inc.	879,189	882,085		0.36%	
JPMorgan Asset Management (China) Company Limited	25,340	25,340		0.01%	
JPMorgan Asset Management (Taiwan) Limited	38,943	38,943		0.02%	

JPMorgan Asset Management (UK) Limited	7,082,552	7,393,770		3.00%	
JPMorgan Chase Bank, N.A.	38,735	38,735		0.02%	
Subtotal	8,064,759	8,378,873		3.40%	
<b>TOTAL</b>		<b>8,378,873</b>	<b>0</b>	<b>3.40%</b>	<b>0.00%</b>

 Start with "groups" of holders. Add subtotals with **Σ**, and then finish with the persons who are "alone".  
For groups, start with the ultimate controlling natural person or legal entity.  
The totals, subtotals and % will be updated once you have clicked on **<CALCULATE>**.

B) Equivalent financial instruments	After the transaction					
Holders of equivalent financial instruments	Type of financial instrument	Expiration date	Exercise period or date	# of voting rights that may be acquired if the instrument is exercised	% of voting rights	Settlement
JPMorgan Asset Management (UK) Limited	Cash settled Equity Swap			23,503	0.01%	cash
J.P. Morgan Investment Management Inc.	Depository Receipts			24	0.00%	
<b>TOTAL</b>				<b>23,527</b>	<b>0.01%</b>	

 The totals will be updated once you have clicked on **<CALCULATE>**

<b>TOTAL (A &amp; B)</b>		# of voting rights	% of voting rights
	<b>CALCULATE</b>	<b>8,402,400</b>	<b>3.41%</b>


The previous notification contains the following information:

- Date of notification: 6 February 2026
- Date on which the threshold is crossed: 4 February 2026
- Threshold of direct voting rights crossed downwards by JP Morgan Asset Management (UK) Limited: 3%
- Notification by: JP Morgan Asset Management Holdings Inc.
- Denominator: 246,400,000
- Reason for notification: Acquisition or disposal of voting securities or voting rights


A) Voting rights	Previous notification	After the transaction			
	# of voting rights	# of voting rights		% of voting rights	
Holders of voting rights		Linked to securities	Not linked to the securities	Linked to securities	Not linked to the securities
JPMorgan Asset Management Holdings Inc.	0	0		0.00%	
J.P. Morgan Investment Management Inc.	872,323	879,189		0.36%	
JPMorgan Asset Management (China) Company Limited	28,987	25,340		0.01%	
JPMorgan Asset Management (Taiwan) Limited	44,081	38,943		0.02%	



JPMorgan Asset Management (UK) Limited	7,455,869	7,082,552		2.87%	
JPMorgan Chase Bank, N.A.	40,719	38,735		0.02%	
Subtotal	8,441,979	8,064,759		3.27%	
<b>TOTAL</b>		<b>8,064,759</b>	<b>0</b>	<b>3.27%</b>	<b>0.00%</b>

 Start with "groups" of holders. Add subtotals with  $\Sigma$ , and then finish with the persons who are "alone".  
For groups, start with the ultimate controlling natural person or legal entity.  
The totals, subtotals and % will be updated once you have clicked on **<CALCULATE>**.

B) Equivalent financial instruments	After the transaction					
Holders of equivalent financial instruments	Type of financial instrument	Expiration date	Exercise period or date	# of voting rights that may be acquired if the instrument is exercised	% of voting rights	Settlement
JPMorgan Asset Management (UK) Limited	Cash settled Equity Swap			23,503	0.01%	cash
J.P. Morgan Investment Management Inc.	Depository Receipts			24	0.00%	cash
JPMorgan Asset Management (UK) Limited	Right to recall shares lent out			355,785	0.14%	cash
<b>TOTAL</b>				<b>379,312</b>	<b>0.15%</b>	

 The totals will be updated once you have clicked on **<CALCULATE>**

<b>TOTAL (A &amp; B)</b>	# of voting rights	% of voting rights
<b>CALCULATE</b>	<b>8,444,071</b>	<b>3.43%</b>

The chain of control has been described at the end of the notification and can be found [here](#).

## For more information

### Investor Relations

Caroline Kerremans	+32 2 227 72 21	<a href="mailto:caroline.kerremans@umicore.com">caroline.kerremans@umicore.com</a>
Bart Heylen	+32 2 227 73 09	<a href="mailto:bart.heylen@umicore.com">bart.heylen@umicore.com</a>

## About Umicore

Umicore is a global advanced materials and recycling Group. Leveraging decades of expertise in materials science, metallurgy, chemistry, and metals management, Umicore transforms precious and critical metals into functional technologies that enable everyday applications. Its unique circular business model ensures that these critical elements are continuously refined and recycled, to be reintegrated in new applications.

Umicore's four Business Groups – Catalysis, Recycling, Specialty Materials and Battery Materials Solutions – offer materials and solutions addressing resource scarcity and the growing need for functional materials for clean technologies, clean mobility and a connected world. Through tailored and cutting-edge products and processes they drive innovation and sustainability.

Umicore generates the majority of its revenues from, and focuses most of its R&D efforts on, clean mobility and recycling. Its overriding goal of sustainable value creation is rooted in developing, producing and recycling materials for a better life.

Umicore's industrial, commercial and R&D activities, with more than 11,000 employees, are located across the world to best serve its global customer base. Group revenues (excluding metal) reached € 1.8 billion (turnover of € 8.7 billion) in the first half of 2025.